

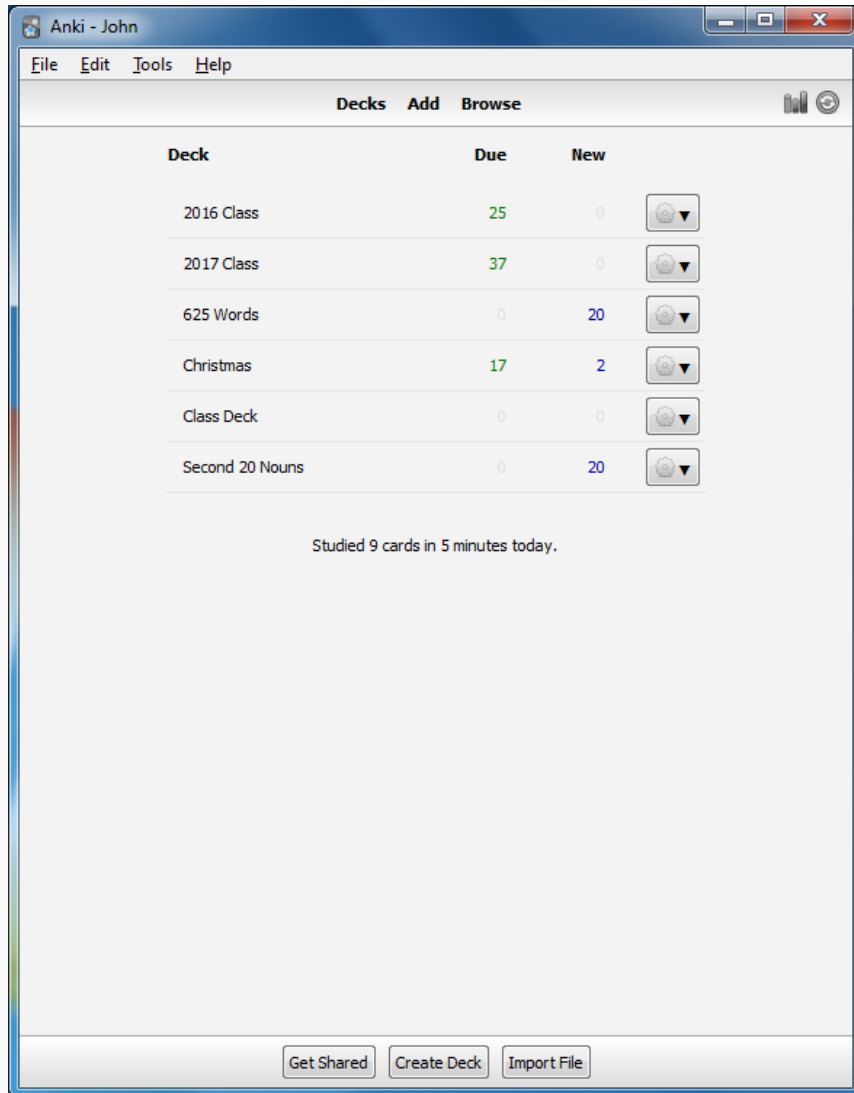
Moving Anki Cards Merging Anki Decks



Slovenian Language Class 2017



The Browse Function



The Browse function is used to do many maintenance functions – including moving cards between Decks, deleting flashcards and merging Decks.

To enter the Browse function, click on the [Browse] menu item.



To Move a Card(s)

Browser (22 cards shown; 3 selected)

Edit Go Help

+ Add ⓘ Info ☆ Mark ⏸ Suspend 📁 Change Deck 🏷 Add Tags 🗑 Remove Tags ✕ Delete

Whole Collection
Current Deck
14 Added Today
14 Studied Today
14 Again Today
+ New
Learning
Review
Due
★ Marked
⏸ Suspended
! Leech
Default
Second 20 Nouns
Verbs
Basic
Basic (and reverse...
Basic (optional re...
Cloze
TCS Language - ...

"deck:Second 20 Nouns"

Sort Field	Card	Due	Deck
avtobus	Card 1	19	Second 20 Nouns
bilijon	Card 1	2	Second 20 Nouns
brat	Card 1	17	Second 20 Nouns
deček	Card 1	12	Second 20 Nouns
dno	Card 1	10	Second 20 Nouns
fant	Card 1	1091	Second 20 Nouns
kjun	Card 1	1	Second 20 Nouns
knjižna	Card 1	8	Second 20 Nouns
kost	Card 1	7	Second 20 Nouns
kri	Card 1	4	Second 20 Nouns
kruh	Card 1	14	Second 20 Nouns
milijarda	Card 1	1092	Second 20 Nouns
most	Card 1	16	Second 20 Nouns
možgani	Card 1	13	Second 20 Nouns
pecivo	Card 1	20	Second 20 Nouns
ptič	Card 1	3	Second 20 Nouns
stavba	Card 1	18	Second 20 Nouns
steklenica	Card 1	9	Second 20 Nouns
telo	Card 1	6	Second 20 Nouns
zajtrk	Card 1	15	Second 20 Nouns
čoln	Card 1	5	Second 20 Nouns

In this exercise, we want to move flashcard(s) and their history in the “Second 20 Nouns” Deck with those in the “Class Deck”.

1. Click the “Source” Deck in the list of available Decks.
2. While holding down the [Ctrl] key, click on each card you want to move.



Requesting Card Move

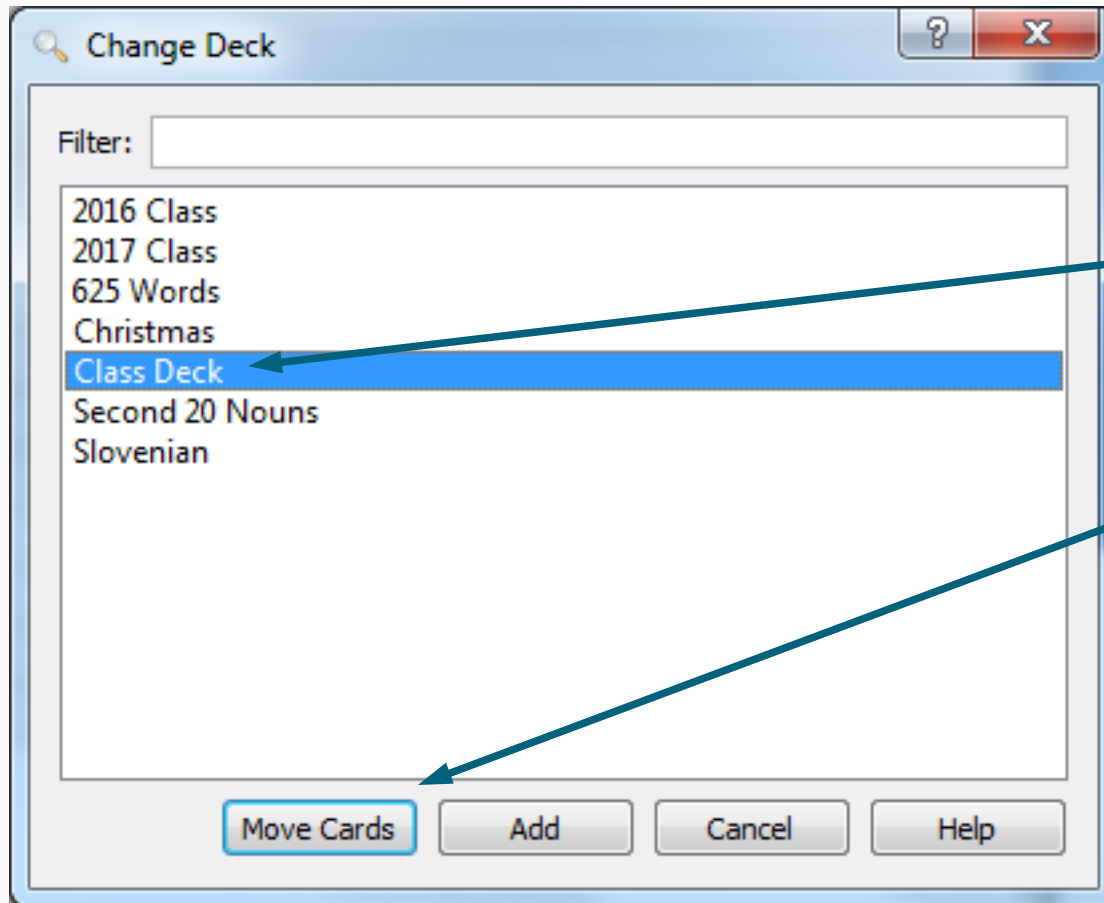
The screenshot shows the Anki software interface. The window title is "Browser (22 cards shown; 3 selected)". The menu bar includes "Edit", "Go", and "Help". The toolbar contains icons for "Add", "Info", "Mark", "Suspend", "Change Deck", "Add Tags", "Remove Tags", and "Delete". The "Change Deck" icon is highlighted with a red arrow. The main area displays a table of cards in the "Second 20 Nouns" deck. The table has columns for "Sort Field", "Card", "Due", and "Deck". The "Deck" column for all cards is "Second 20 Nouns".

Sort Field	Card	Due	Deck
avtobus	Card 1	19	Second 20 Nouns
bilijon	Card 1	2	Second 20 Nouns
brat	Card 1	17	Second 20 Nouns
deček	Card 1	12	Second 20 Nouns
dno	Card 1	10	Second 20 Nouns
fant	Card 1	1091	Second 20 Nouns
kljun	Card 1	1	Second 20 Nouns
knjiga	Card 1	8	Second 20 Nouns
kost	Card 1	7	Second 20 Nouns
kri	Card 1	4	Second 20 Nouns
kruh	Card 1	14	Second 20 Nouns
milijarda	Card 1	1092	Second 20 Nouns
most	Card 1	16	Second 20 Nouns
možgani	Card 1	13	Second 20 Nouns
pecivo	Card 1	20	Second 20 Nouns
ptič	Card 1	3	Second 20 Nouns
stavba	Card 1	18	Second 20 Nouns
steklenica	Card 1	9	Second 20 Nouns
telo	Card 1	6	Second 20 Nouns
zajtrk	Card 1	15	Second 20 Nouns
čoln	Card 1	5	Second 20 Nouns

3. Now click on the “Change Deck” menu item at the top of the screen.



Selecting the Destination Deck

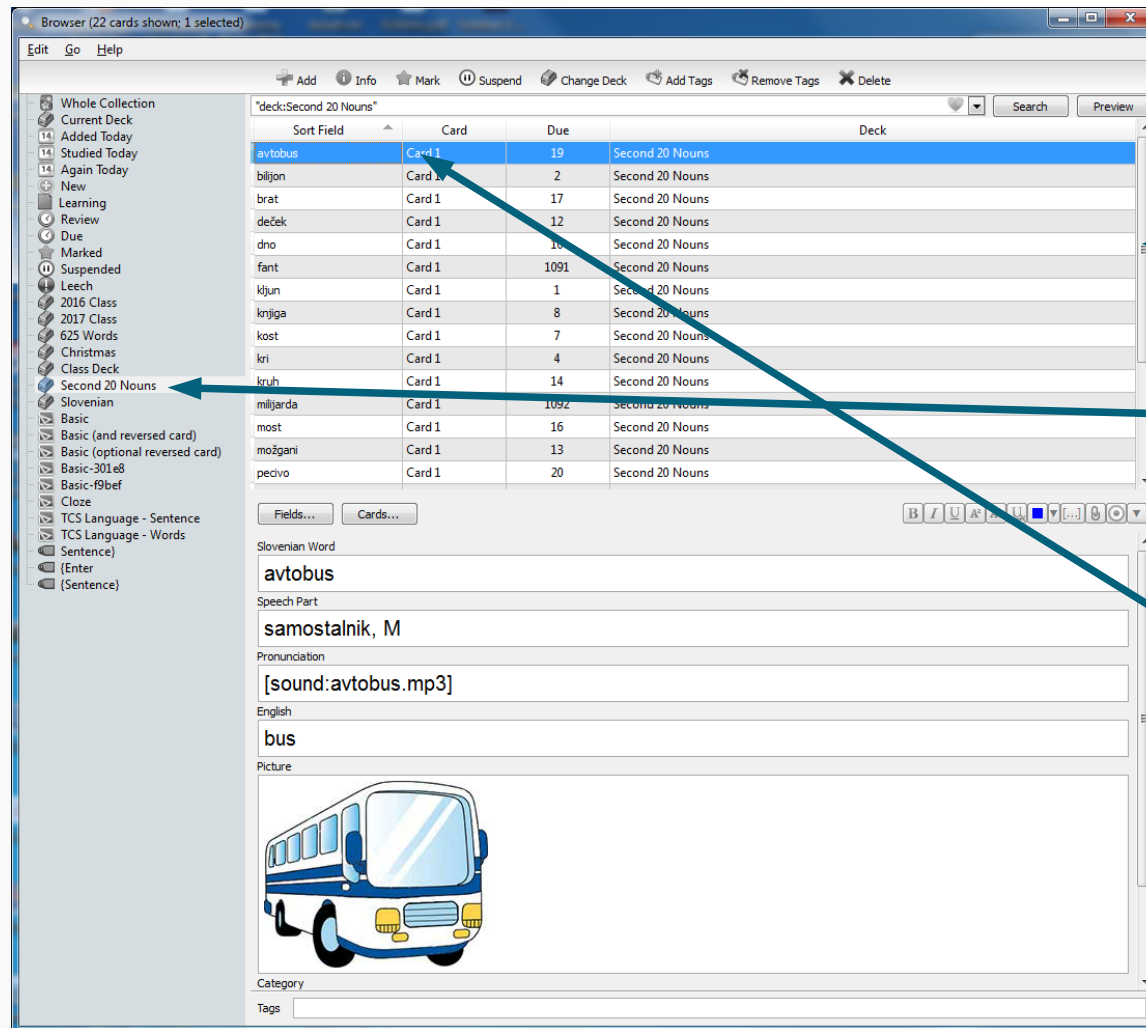


Now click on the destination Deck -
"Class Deck" in this case.

Click on [Move Cards]



To Merge a Complete Deck



In this exercise, we want to merge the flashcards and their history in the “Second 20 Nouns” Deck with those in the “Class Deck”.

Scroll Bar

Click the “Second 20 Nouns” in the list of available Decks.

Do a single-click on the top flash-card. Now move to the bottom of the flashcard list. While holding down the [Shift] key, click on the last flashcard.
(May need to use ‘scroll’ bar.)



Requesting Deck Merge

Browser (22 cards shown; 22 selected)

Edit Go Help

Add Info Mark Suspend Change Deck Add Tags Remove Tags Delete

'deck:Second 20 Nouns'

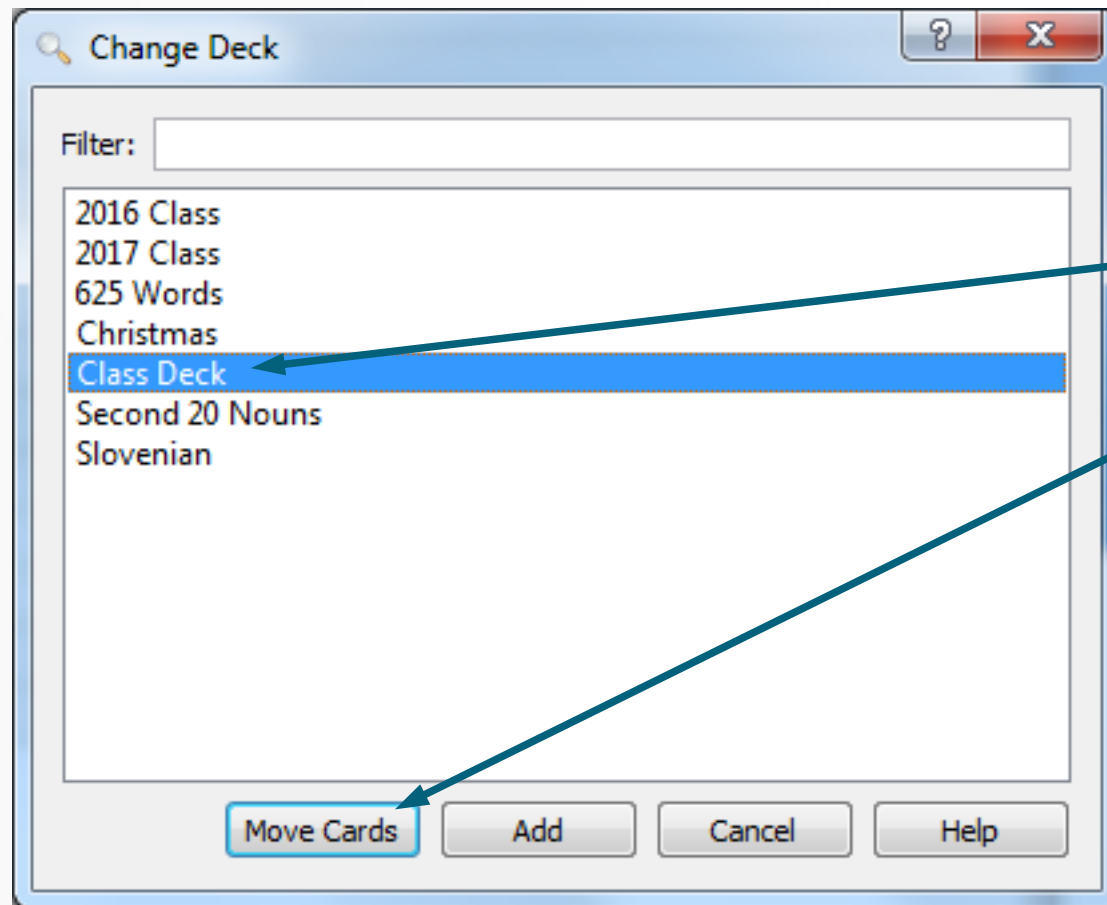
Sort Field	Card	Due	Deck
avtobus	Card 1	19	Second 20 Nouns
bilijon	Card 1	2	Second 20 Nouns
brat	Card 1	17	Second 20 Nouns
deček	Card 1	12	Second 20 Nouns
dno	Card 1	10	Second 20 Nouns
fant	Card 1	1091	Second 20 Nouns
kjun	Card 1	1	Second 20 Nouns
knjiga	Card 1	8	Second 20 Nouns
kost	Card 1	7	Second 20 Nouns
kri	Card 1	4	Second 20 Nouns
kruh	Card 1	14	Second 20 Nouns
milijarda	Card 1	1092	Second 20 Nouns
most	Card 1	16	Second 20 Nouns
možgani	Card 1	13	Second 20 Nouns
pecivo	Card 1	20	Second 20 Nouns
ptič	Card 1	3	Second 20 Nouns
stavba	Card 1	18	Second 20 Nouns
steklenica	Card 1	9	Second 20 Nouns
telo	Card 1	6	Second 20 Nouns
zajtrk	Card 1	15	Second 20 Nouns
čoln	Card 1	5	Second 20 Nouns
škafca	Card 1	11	Second 20 Nouns

All the flashcards should now be highlighted

Now click on the “Change Deck” menu item at the top of the screen.



Selecting the Destination Deck



Now click on the destination Deck -
“Class Deck” in this case.

Then click on [Move Cards]



The Two Decks are Merged

Browser (22 cards shown; 22 selected)

Edit Go Help

Add Info Mark Suspend Change Deck Add Tags Remove Tags Delete

*deck:Second 20 Nouns

Sort Field	Card	Due	Deck
avtobus	Card 1	19	Class Deck
bilijon	Card 1	2	Class Deck
brat	Card 1	17	Class Deck
deček	Card 1	12	Class Deck
dno	Card 1	10	Class Deck
fant	Card 1	1091	Class Deck
kjun	Card 1	1	Class Deck
knjiga	Card 1	8	Class Deck
kost	Card 1	7	Class Deck
kri	Card 1	4	Class Deck
kruh	Card 1	14	Class Deck
milijarda	Card 1	1092	Class Deck
most	Card 1	16	Class Deck
možgani	Card 1	13	Class Deck
pecivo	Card 1	20	Class Deck
ptič	Card 1	3	Class Deck
stavba	Card 1	18	Class Deck
steklenica	Card 1	9	Class Deck
telo	Card 1	6	Class Deck
zajtrk	Card 1	15	Class Deck
čoin	Card 1	5	Class Deck
škafca	Card 1	11	Class Deck

Whole Collection
 Current Deck
 Added Today
 Studied Today
 Again Today
 New
 Learning
 Review
 Due
 Marked
 Suspended
 Leech
 2016 Class
 2017 Class
 625 Words
 Christmas
 Class Deck
 Second 20 Nouns
 Slovenian
 Basic
 Basic (and reversed card)
 Basic (optional reversed card)
 Basic-301e8
 Basic-f9bef
 Cloze
 TCS Language - Sentence
 TCS Language - Words
 Sentence
 (Enter)
 (Sentence)

Note that the Deck indicated in the flashcard list is now “Class Deck”. When you next look at the “Class Deck”, you will see your “Second 20 Nouns” flashcards in the “Class Deck”

Even though the far left column indicates the “Second 20 Nouns” Deck is showing, that Deck is now empty. The next time you request the “Second 20 Nouns” Deck – it will be empty.

Flashcard mergers can fail for a number of reasons. When a merge function is completed, there will be a message as to how many flashcards were actually merged of the total number requested – something like “5 of 12” cards were successful.

The most common reason for failure is that a card being merged already exists in a Deck. The reason for this is that Anki does NOT like duplicate cards. When two cards of the same word exists, Anki can not determine when schedule the next time for this word to be studied again based on previous activity – which is the basic power of Anki.

So for the most part, Anki allows unlimited moving a card between Decks but not copying the same word into two different decks. To prevent damage to your existing Decks, Anki will just skip the duplicate imported word and move on the next word being imported. If the words all exist in Anki already, you will get a message something like “0 of 20 new records successful”.